

Goalsetting Purpose: The San Diego City College institution-set standards were initially created for submission with the ACCJC annual report (course completion, degree & certificate volume, transfer volume, & certificate/licensure pass rates are required submissions). The standards were expanded by the college in 2014 to include Basic Skills pipeline completion & annual retention (formerly persistence), as well as to include aspirational goals. The Basic Skills pipeline completion metrics were removed in 2018 with the intention to transition to transfer-level math & English metrics instead. The metrics with set standards are listed below, with a description of the purposes they serve.

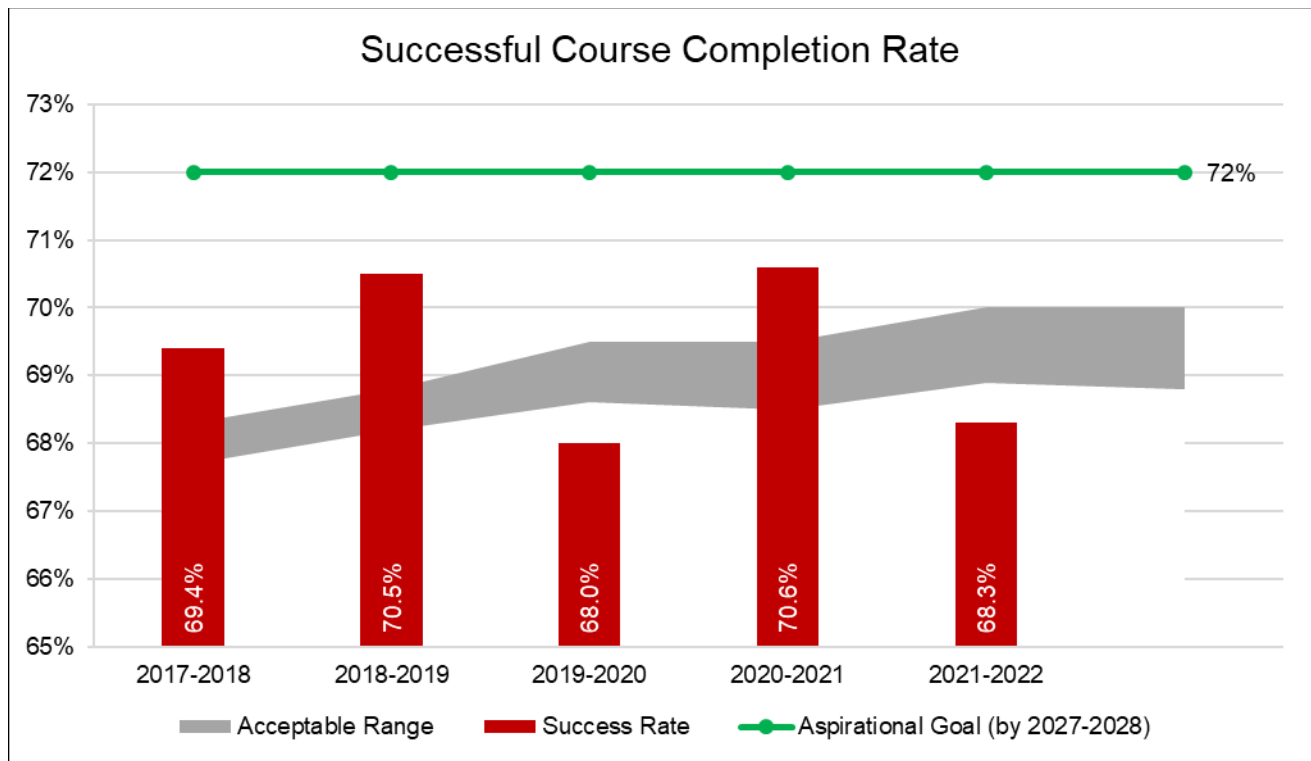
- Course Completion
 - ACCJC Reporting
 - Institutional monitoring, planning, & improvement
- Annual Retention (formerly persistence)
 - Institutional monitoring, planning, & improvement
- Degree Completion Volume (Unduplicated by academic year)
 - ACCJC Reporting
 - Institutional monitoring, planning, & improvement
- Certificate Completion (Unduplicated by academic year)
 - ACCJC Reporting
 - Institutional monitoring, planning, & improvement
- Transfer Volume (updated in 2023 to reflect CCCCCO SCFF definition)
 - ACCJC Reporting
 - Institutional monitoring, planning, & improvement
- Licensure/Certification Exam Results
 - ACCJC Reporting
 - Program Reporting (e.g., CA Board of Registered Nursing)
 - Institutional monitoring, planning, & improvement

Goalsetting Process: With the exception of licensure/certification exam results, goals were set based on data & qualitative discussions with the Institutional Research & Effectiveness Committee (IREC) & were vetted through the City Planning Committee, formerly the Master Planning, Assessment & Resource Oversight Council (MPAROC). Aspirational goals were set at one standard deviation above the average performance within the past five years from 2017/18 to 2021/22.

Policy to Address Unmet Standards: The City Planning Committee will review data on the institution-set standards each year. If performance falls below the acceptable range, this will trigger the formation of a workgroup of the committee. The role of the workgroup will be to identify key campus stakeholders associated with meeting the standard & develop an action plan for addressing the unmet standard in collaboration with the stakeholders. The action plan should minimally document existing efforts to address the unmet standard & identify any gaps in current efforts. As work on meeting the standard is undertaken, the workgroup will document the efforts & identify any gaps. Progress reports will be made to City Planning & to the College Council.

Institution-Set Standard: Successful Course Completion Rate

Successful course completion is the percentage of course enrollments resulting in a successful grade notation (A, B, C, or P) out of the total course enrollments. Future course completion rates are given Institution-Set Standard Acceptable Ranges and Aspirational Goals. The aspirational goal that was set through committee discussion informed by the 2017/18- 2021/22 data is to increase the course completion rate to 72% by 2027/28. This past academic year, the course completion rate has fallen below the acceptable range. An academic year includes Summer, Fall, & Spring terms (e.g., 2020/21 = Summer 20, Fall 20, & Spring 21).



	Acceptable Range		Success Rate	Evaluation
	Low	High		
2022/23	68.8%	70.0%		
2021/22	68.9%	70.0%	68.3%	Below range
2020/21	68.5%	69.5%	70.6%	Above range
2019/20	68.6%	69.5%	68.0%	Below range
2018/19	68.2%	68.8%	70.5%	Above range
2017/18	67.7%	68.3%	69.4%	Above range

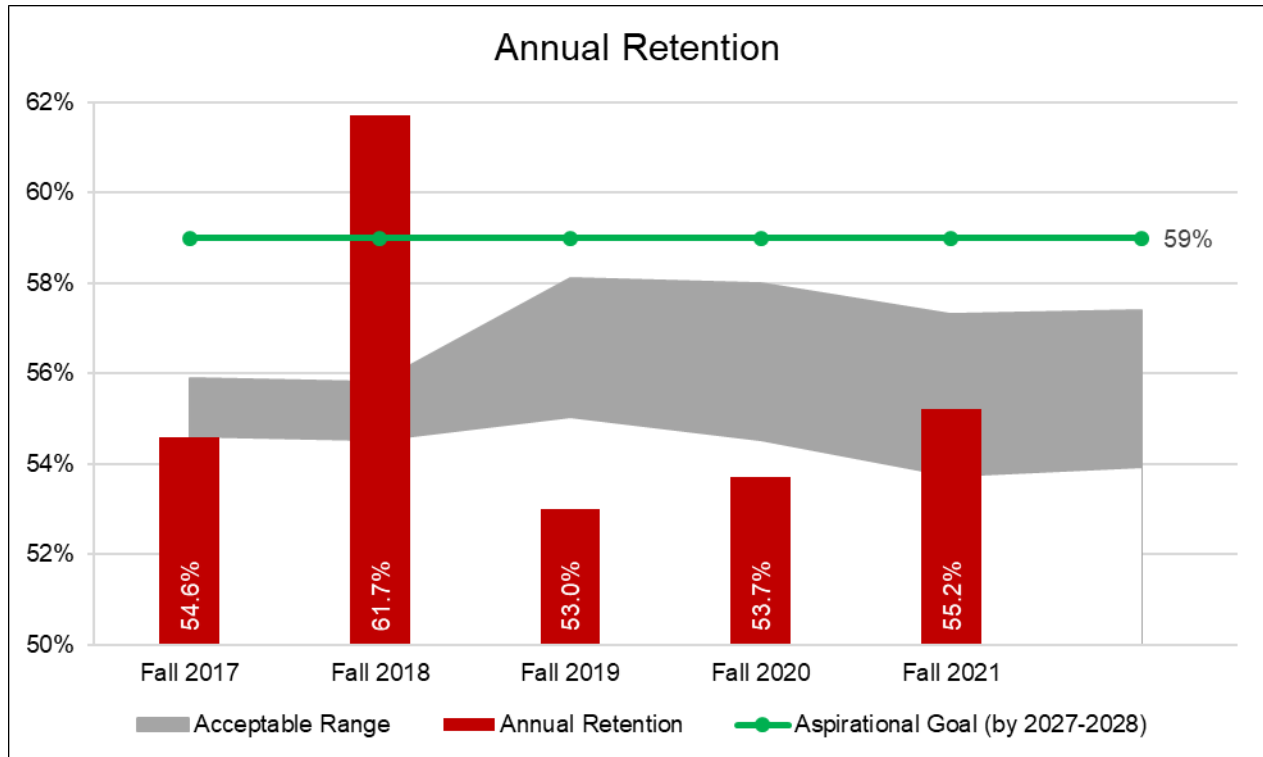
Range: 5-year average of rates \pm 0.5 standard deviation

Actions for Achieving Aspirational Goal:

- ✓ Math and English completion
- ✓ Learning communities
- ✓ Professional development
- ✓ Program review
- ✓ Student Equity and Achievement-funded initiatives
- ✓ Tutoring & supplemental instruction

Institution-Set Standard: Annual Retention (formerly persistence)

Annual retention refers to the percentage of first-time students enrolled at SDCC in a fall term, who enroll in the subsequent fall term within SDCCD. Future annual retention rates are given Institution-Set Standard Acceptable Ranges and Aspirational Goals. The aspirational goal that was set through committee discussion informed by Fall 2017- Fall 2021 cohort data is to increase annual retention to 59% by 2027/28. This past academic year, the annual retention rate has fallen within the acceptable range.



	Acceptable Range		Annual Retention	Evaluation
	Low	High		
Fall 22	53.9%	57.4%		
Fall 21	53.7%	57.3%	55.2%	In range
Fall 20	54.5%	58.0%	53.7%	Below range
Fall 19	55.0%	58.1%	53.0%	Below range
Fall 18	54.5%	55.8%	61.7%	Above range
Fall 17	54.6%	55.9%	54.6%	In range

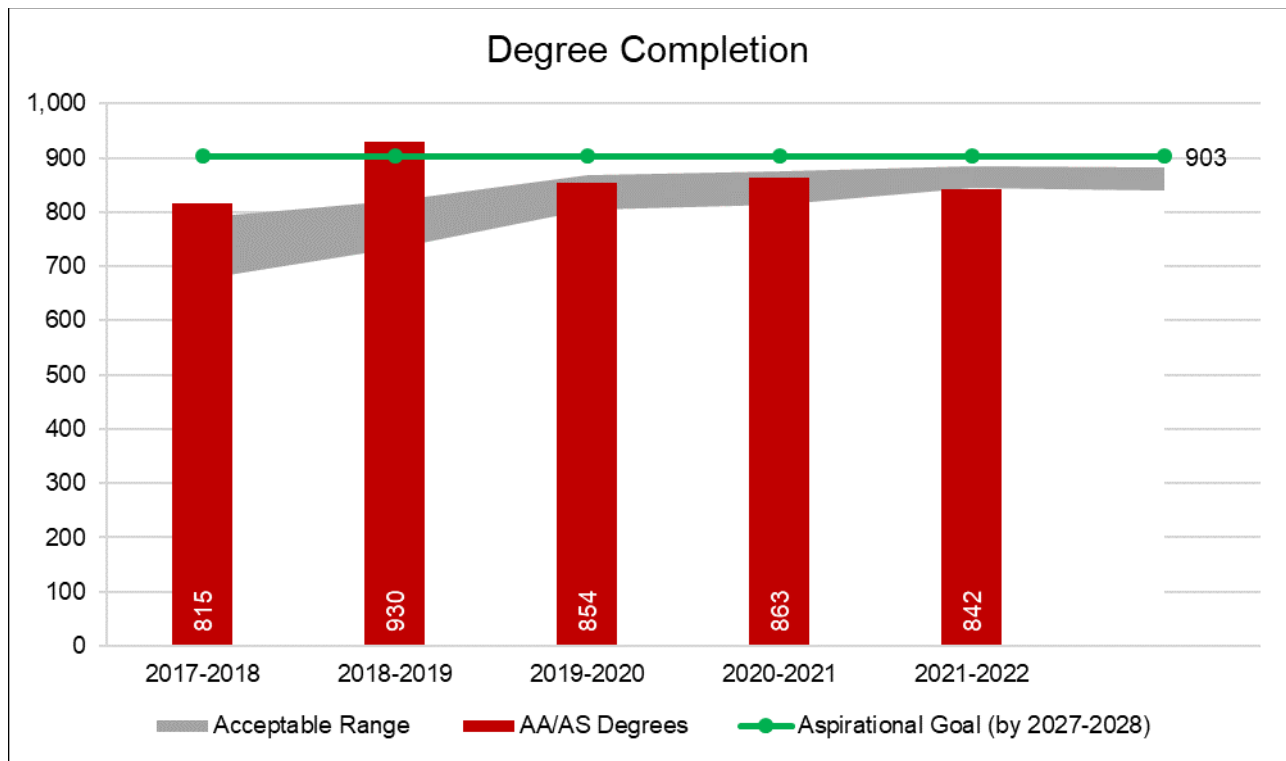
Range: 5-year average of rates \pm 0.5 standard deviation

Actions for Achieving Aspirational Goal:

- ✓ Math and English completion
- ✓ Enrollment management
- ✓ First Year Services
- ✓ Learning communities
- ✓ Program review
- ✓ Student Equity and Achievement-funded initiatives
- ✓ Tutoring & supplemental instruction

Institution-Set Standard: Degree Completion

Degree completion is the number of students who earned an AA/AS degree in a given year. Future degree completion Institution-Set Standard Acceptable Ranges and Aspirational Goals were set through committee discussion informed by 2017/18- 2021/22 data. The aspirational goal is to increase the number of students who earn an AA/AS degree to 903 by 2027/28. This past academic year, the number of students who earned an AA/AS degree in a given year fell below the acceptable range. An academic year includes Summer, Fall, & Spring terms (e.g., 2020/21 = Summer 20, Fall 20, & Spring 21).



	Acceptable Range		AA/AS Degrees	Evaluation
	Low	High		
2022/23	839	882		
2021/22	844	885	842	Below range
2020/21	813	875	863	In range
2019/20	804	867	854	In range
2018/19	733	820	930	Above range
2017/18	677	789	815	Above range

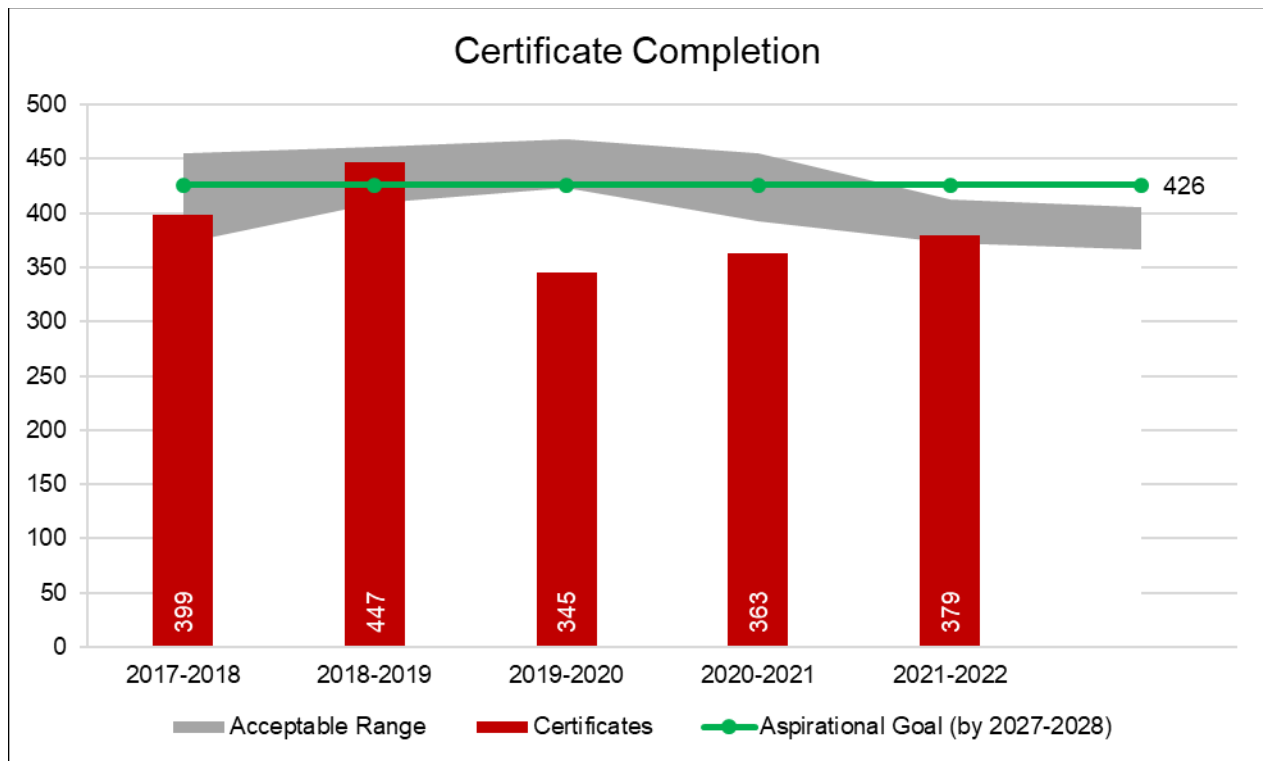
Range: 5-year average of rates \pm 0.5 standard deviation

Actions for Achieving Aspirational Goal:

- ✓ Math and English completion
- ✓ Enrollment management
- ✓ Learning communities
- ✓ Program review
- ✓ Student Equity and Achievement-funded initiatives
- ✓ Tutoring & supplemental instruction

Institution-Set Standard: Certificate Completion

Certificate completion is the number of students who earned a certificate in a given year. Future certificate completion Institution-Set Standard Acceptable Ranges and Aspirational Goals were set through committee discussion informed by 2017/18- 2021/22 data. The aspirational goal is to increase the number of students who earn a certificate to 426 by 2027/28. In the last academic year, the number of students who earned a certificate in a given year fell within the acceptable range. An academic year includes Summer, Fall, & Spring terms (e.g., 2020/21 = Summer 20, Fall 20, & Spring 21).



	Acceptable Range		Certificates	Evaluation
	Low	High		
2022/23	367	406		
2021/22	373	413	379	In range
2020/21	392	455	363	Below range
2019/20	423	468	345	Below range
2018/19	409	461	447	In range
2017/18	373	455	399	In range

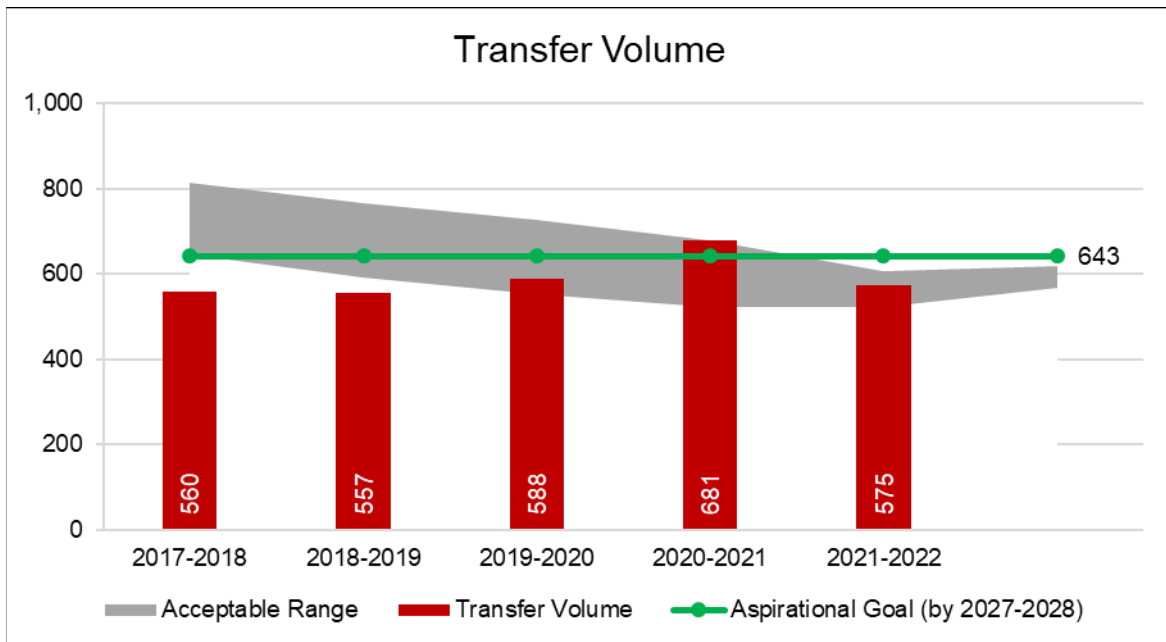
Range: 5-year average of rates \pm 0.5 standard deviation

Actions for Achieving Aspirational Goal:

- ✓ Math and English completion
- ✓ Enrollment management
- ✓ Learning communities
- ✓ Program review
- ✓ Strong WorkForce
- ✓ Student Equity and Achievement-funded initiatives
- ✓ Tutoring & supplemental instruction

Institution-Set Standard: Transfer Volume

Transfer volume is the number of students who completed 12+ semester units minimum in the academic year prior to their academic year of Transfer to a 4-year university. In addition, the student could not have earned units in the CCCC in the academic year of transfer. Prior to aligning with the SCFF methodology in 2022/23, the district used the following: the number of students who transferred from SDCCD to a 4-year university who met two conditions: (1) complete 12 or more transferrable units at any community college within six years prior to transfer, and (2) enroll at City within two years prior to transfer. The past five years of data were re-analyzed using the SCFF methodology. Future transfer volume Institution-Set Standard Acceptable Ranges and Aspirational Goals were set through committee discussion informed by 2017/18- 2021/22 data. The aspirational goal is to increase the transfer volume to 643 by 2027/28. For the past three academic years, transfer volume has fallen within or above the acceptable range. An academic year includes Summer, Fall, & Spring terms (e.g., 2020/21 = Summer 20, Fall 20, & Spring 21).



	Acceptable Range		Transfer Volume	Evaluation
	Low	High		
2022/23	567	618		
2021/22	523	608	575	In range
2020/21	524	680	681	Above range
2019/20	553	728	588	In range
2018/19	593	766	557	Below range
2017/18	647	814	560	Below range

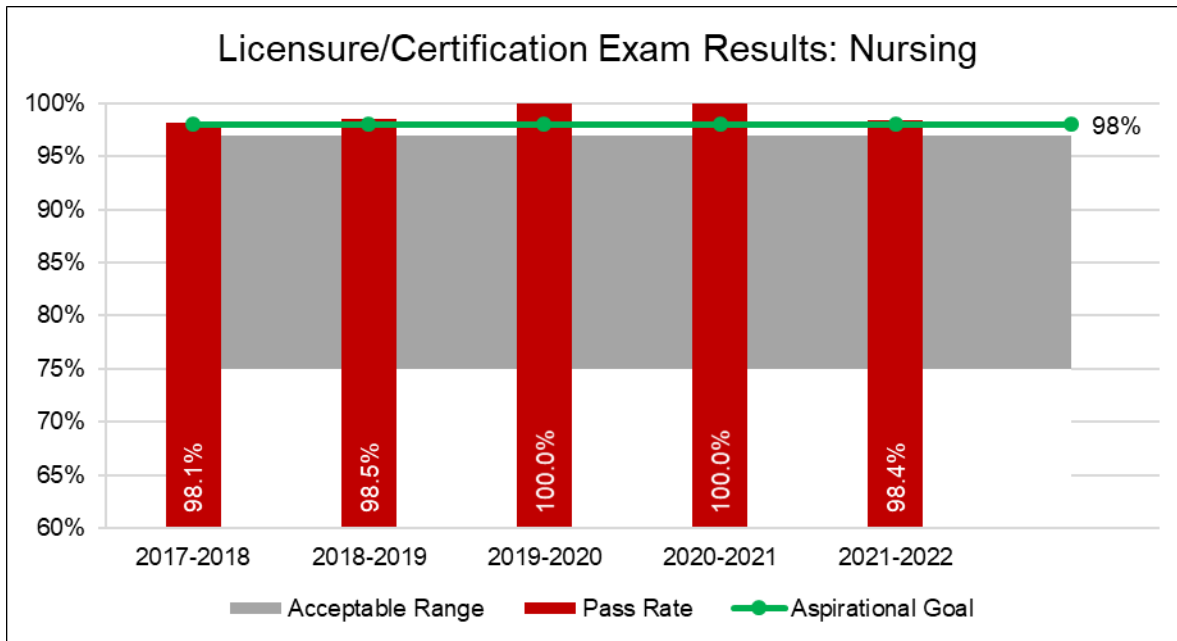
Range: 5-year average of rates \pm 0.5 standard deviation

Actions for Achieving Aspirational Goal:

- ✓ Math and English completion
- ✓ Enrollment management
- ✓ Learning communities
- ✓ Program review
- ✓ Student Equity and Achievement-funded initiatives
- ✓ Transfer & Career Center Services
- ✓ Tutoring & supplemental instruction

Institution-Set Standard: Licensure/Certification Exam Results: Nursing

Licensure/certification exam results are the percent of students who passed each licensure/ certification exam. Future licensure/certification exam results are given Institution-Set Standard Acceptable Ranges and Aspirational Goals. The aspirational goal is to increase the licensure/certification exam pass rate to above 98% by 2027/28. For the past five academic years, nursing licensure/certification exam pass rates have surpassed the aspirational goal of 98%, with a 100% pass rate being achieved in 2020/21 and 2019/20.



	Acceptable Range		Pass Rate	Evaluation
	Low	High		
2022/23	75.0%	97.0%		
2021/22	75.0%	97.0%	98.4%	Above range
2020/21	75.0%	97.0%	100.0%	Above range
2019/20	75.0%	97.0%	100.0%	Above range
2018/19	75.0%	97.0%	98.5%	Above range
2017/18	75.0%	97.0%	98.1%	Above range

Actions for Achieving Aspirational Goal:

- ✓ Annual advisory board meetings
- ✓ Anonymous course surveys
- ✓ Bi-monthly faculty meetings reviewing curriculum, SLOs, & policies/procedures for admission, retention, & attrition
- ✓ End of course reports
- ✓ Meetings with Biology department to improve persistence
- ✓ Program review
- ✓ Student-Faculty forums
- ✓ Surveys of graduates 9-12 months post-graduation